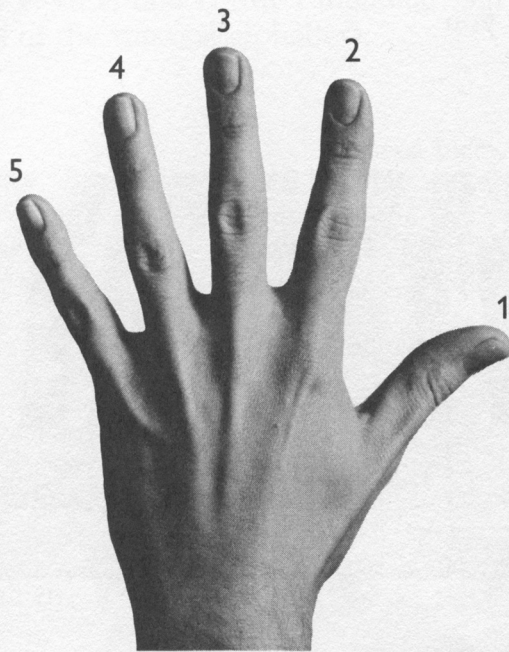


FINGER NUMBERS

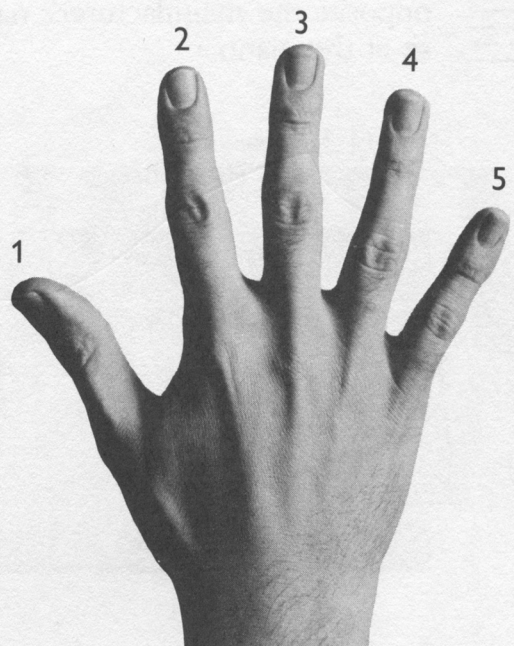
4



To make learning easy, the fingers of both hands are given numbers:



left hand

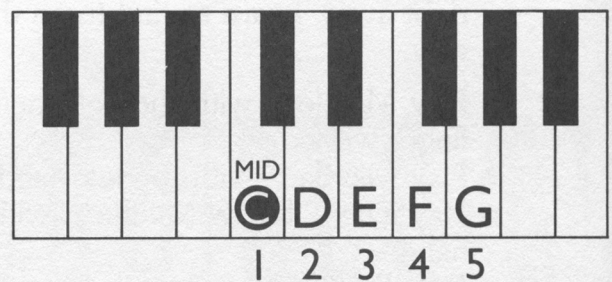


right hand

You will see that the thumb counts as finger Number 1.

To familiarize you with the finger numbers of the right hand, we are going to play the great jazz number: *When The Saints Go Marching In*.

Before you start to play, cover the five notes from Middle C to G above it with the five fingers of your right hand, like this:



R.H.
(Right
Hand)

Now play each note with the fingers shown below. To help you play in time, tap your foot to the music. The little diagrams below the finger numbers show you when to tap.

Notice that every so often the tune 'stays still,' while you go on tapping your foot. Remember to hold the note down during this time.

WHEN THE SAINTS GO MARCHING IN

Traditional

finger

number:

1 3 4 5
Oh when the Saints _____
! ! ! ! ! ! ! !

1 3 4 5
Go march—ing in _____
! ! ! ! ! ! ! !

1 3 4 5 3 1 3
Oh when the Saints _____ go _____ march _____ ing _____
! ! ! ! ! ! ! ! ! ! !

2 3 3 2 1
in _____ I'm going to be _____
! ! ! ! ! ! ! ! ! ! !

3 5 5 4
in _____ that _____ num - ber _____
! ! ! ! ! ! ! ! ! !

3 4 5 3 1 2
when the Saints _____ go _____ march _____ ing _____
! ! ! ! ! ! ! ! ! !

1
in _____
! ! ! ! !

© Copyright 1984 Dorsey Bros. a Division of Music Sales Corp.

You now know the finger numbers of the right hand.